

Overview:

- The production of a Joint Strategic Needs Assessment (JSNA) is a joint statutory duty for the Local Authority and the Integrated Care Board (ICB), discharged through the Health and Wellbeing Board.
- The Key Principle is for:
 - Local authorities, NHS partners, the voluntary sector, the community, and service users to work together;
 - to research and agree a comprehensive picture of local health and wellbeing needs in the local area.
- The aim is to develop local evidence-based priorities, which will improve the public's health and wellbeing, reduce inequalities, and address the wider determinants that impact on health and wellbeing.

Key Points:

- JSNAs should be a locally owned process.
- Local areas are free to undertake JSNAs in a way best suited to their local circumstances.
- There is no template or format that must be used and no mandatory data set to be included, although they must be fit for purpose.
- Decisions about services should be made as locally as possible, involving people who use them and the wider local community.
- Not an end in themselves, but a continuous process.
- JSNAs do not need to be undertaken from scratch every year.

PH Sandwell JSNA - Principles

- Structured/ planned
- Manageable/ comprehensive
- Up-to-date
- Focused

- Guided by the Sandwell Health and Care Partnership (Sandwell Place), and the Health and Wellbeing Board
- Links to other priorities – Joint Outcome Framework/ Performance Management Framework
- Linking in with citizen engagement programmes

PH Sandwell JSNA Approach

Two parallel activities; Data/ analysis, Needs in detail (Deep dives)

Data/ Analysis:
Regular updates,
helps to drive
Activity Two

Activity One

Data/ Analysis Activity

- Establish Key Chapters/ Topic Areas
- Providing an overarching evidence base:
 - Overarching Demographics, Health Profiles
 - Key Topic Areas: (Life Course Approach)
 - Establish key measures for topic areas
 - Regular, scheduled updates, continuous
 - Automation where possible, APIs, data warehouse
 - Links to Joint Outcome Framework/ PMF
 - Crosstabulation – smaller geographies, inequalities

Sandwell Trends – vehicle for JSNA, based on the [Walsall model](#)

- utilising the Microsoft application Power Bi

PH Sandwell JSNA Approach

Deep dives in specific areas

- **Two/ three topic areas each year** – Topic areas agreed through the Sandwell Health and Care Board (Sandwell Place)
 - Providing an evidence-base for priorities
 - Presenting: key research, key issues, gaps in provision, and links to key policy; establishing local need
- **Key components: Organised through coordination groups, with the main engagement through Partner workshops**
 - Workshops, involving; key partners, the voluntary sector, and community representation
 - Community voice heard through; Sandwell Council's; Corporate Consultation and Engagement Group – Citizen Engagement Programme, and Health Watch
 - Overviews from literature searches
 - Links to key knowledge; policy, strategy, Needs Assessments
 - Also engage through; working groups, surveys, liaison with key groups
- **Wider Determinants:**

Needs in detail:
Deep dives.
Selected topic
areas, agreed
workplan

Activity Two

JSNA Suggested Structure - Discussion

<p>Chapter 1: Overview</p> <p>Demographics</p> <ul style="list-style-type: none"> 1.1 Population 1.2 Diversity 1.3 Deprivation <p>Health & Wellbeing</p> <ul style="list-style-type: none"> 1.4 Life Expectancy 1.5 Healthy Life Expectancy 	<p>Chapter 2: Healthy Start</p> <ul style="list-style-type: none"> Pregnancy & Birth Early Years Vulnerable Children Educational Attainment 	<p>Chapter 3: Healthy Living</p> <p>Healthy Lifestyle</p> <ul style="list-style-type: none"> 3.1 Weight Management 3.2 Physical Activity <p>Addictive Behaviours</p> <ul style="list-style-type: none"> 3.3 Tobacco Control and Smoking Cessation 3.4 Drugs & Alcohol 3.5 Tobacco <p>Health & Wellbeing</p> <ul style="list-style-type: none"> 3.6 Mental Wellbeing 3.7 Disease Prevalence
<p>Chapter 4: Ageing Well</p> <p>Health</p> <ul style="list-style-type: none"> 4.1 NHS Health Checks 4.2 Diabetes 4.3 Falls 4.4 Premature Mortality <p>Care and Vulnerable Older People</p> <ul style="list-style-type: none"> 4.5 Adult Social Care: Care 4.6 Adult Social Care: Safeguarding 	<p>Chapter 5: Place</p> <p>Healthy Urban Environment</p> <ul style="list-style-type: none"> 5.1 Air Quality 5.2 Safe & Sustainable Travel 5.3 Open Spaces <p>Crime and Community</p> <ul style="list-style-type: none"> 5.4 Crime and Community Safety 5.5 Community <p>Joint Outcome Frame Indicators (Sandwell Place/ Sandwell Health and Care Partnership)</p> <p>Links to Area Profiles – Town, Ward</p>	<p>Other areas:</p> <ul style="list-style-type: none"> • Links to Performance Management Frameworks etc • Economy • Housing

Sandwell JSNA

1. Demographics

1.1 Population

1.2 Ethnicity



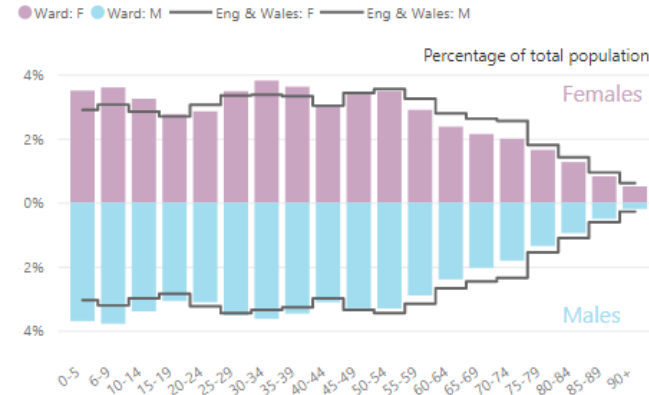
Population

The population of Sandwell...

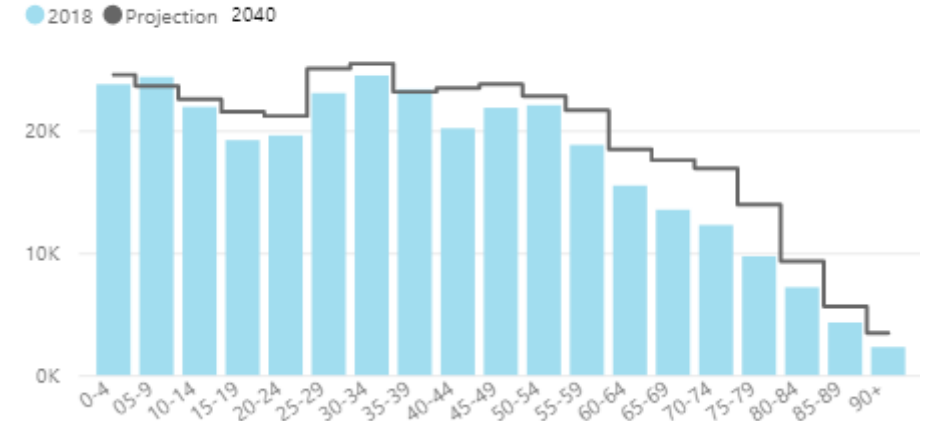
Population

The population of Sandwell...

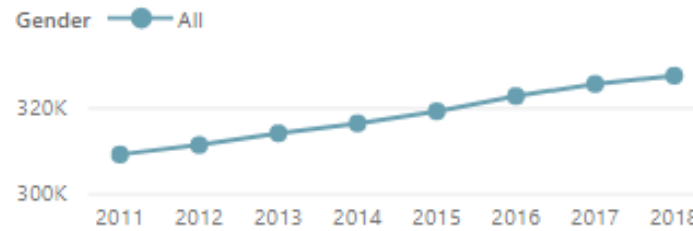
Population Pyramid: Sandwell Wards and England & Wales



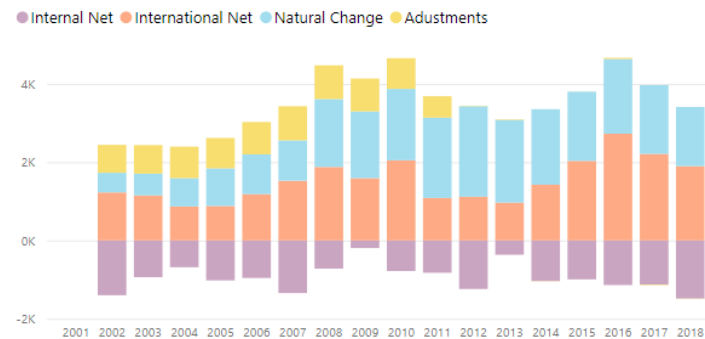
Sandwell Projected Population (2018 Based Figures)



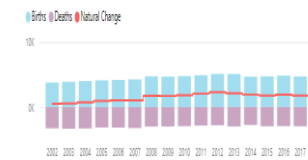
Population over time



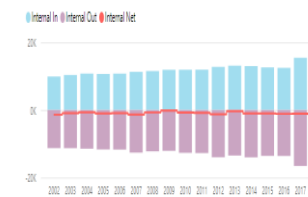
Net Change by Year



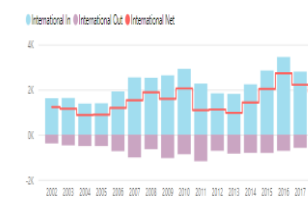
Births, Deaths and Natural Change by Year



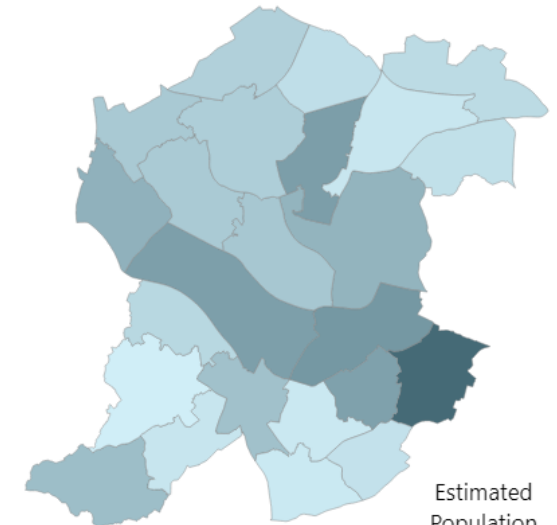
Internal Change by Year



International Change by Year



Sandwell Ward Population



Contains Ordnance Survey © Crown copyright and database right 2019

Estimated Population
327,378